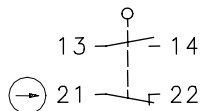


Series D

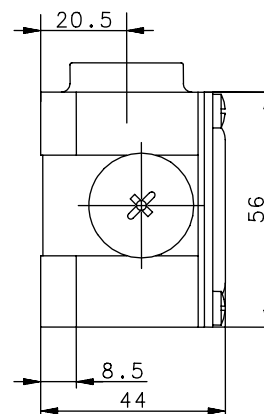
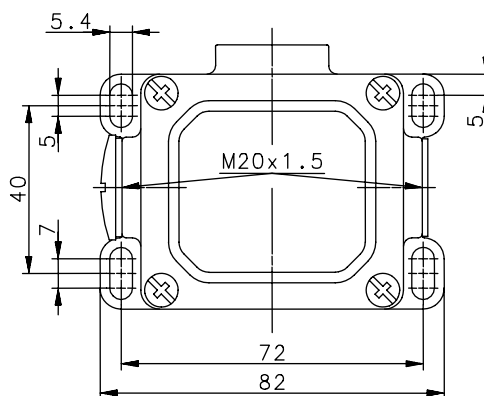
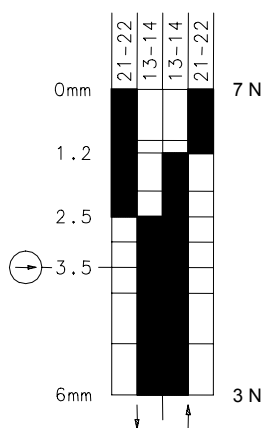
Description **D-SU1Z C74 O.BET.**



Article number **6041300984**

Operating symbol




Operating diagram





Tolerances
 Operating point: $\pm 0,25$ mm;
 Actuating force: ± 10 %

Electrical data

Rated insulation voltage	U_i	400 V AC
Conv. thermal current	I_{the}	10 A
Rated operational voltage	U_e	240 V
Utilization category		AC-15, U_e/I_e 240 V / 3 A
Direct opening action		acc. to IEC/EN 60947-5-1, Annex K ; only when an appropriate actuating device is used
Short-circuit protective device		Fuse 2 A gL/gG
Protection class		I

This document will not become the contractual basis; the details included herein do not constitute any descriptions of expected conditions, so that warranties/claims for defects on account of possible variations of the actual qualities from the qualities described herein are explicitly excluded. All rights reserved. Specifications subject to change without notice!

Date of issue: 28.03.2008 / Page 1 of 2
 Document: 6041300984_en / Last update: 1 / 2154-08

Technical Data

Metal Switches

Mechanical data	
Enclosure	Die-cast aluminium
Cover	Sheet aluminium
Ambient air temperature	-30 °C ... +80 °C
Contact type	1 NC, 1 NO (Zb)
Mechanical life	10 x 10 ⁶ operating cycles
Switching frequency	≤ 100 / min.
Assembly	4 x M5
Connection	4 screw terminals (M3,5)
Conductor cross-sections	Solid: 0,5 ... 1,5mm ² Litz wire with ferrules: 0,5 ... 1,5mm ²
Cable entrance	2 x M20x1,5
Weight	≈ 0,23 kg
Installation position	Operator definable
Protection type	IP00 acc. to IEC/EN 60529
Standards	
	VDE 0660 T100, DIN EN 60947-1, IEC 60947-1 VDE 0660 T200, DIN EN 60947-5-1, IEC 60947-5-1
EU Conformity	
	CE

This document will not become the contractual basis; the details included herein do not constitute any descriptions of expected conditions, so that warranties/claims for defects on account of possible variations of the actual qualities from the qualities described herein are explicitly excluded. All rights reserved. Specifications subject to change without notice!

Date of issue: 28.03.2008 / Page 2 of 2
Document: 6041300984_en / Last update: 1 / 2154-08